



elan™

IMPRESSION





Welcome to the World of Elan Impression

Impression line has been one of the key global players in the family cruising segment since their introduction more than 18 years ago. These “modern classics” won multiple awards, and are universally known as reliable, easy to maintain and sail, safe, stiff, and exceptionally durable.

They are synonymous with having a great, worry-free relaxing time on the water, while exploring the world's seas and oceans with family and friends. Several have circumnavigated the globe with minimal crew. They are also a top-of-mind choice for many investors as they are a safe investment choice in the world's largest charter markets due to their exceptional value retention.

These semi-deck saloon yachts are intended for short-handed cruising, while giving space, comfort, safety and reliability on the water. That is why Elan Impression yachts have also enjoyed longstanding recognition from some of the world's largest charter companies, who choose them for their practical and safe design, innovative interior layouts, convenient pricing, world-class quality finish, and value retention.



IMPRESSION 50.1



IMPRESSION 43



Impression 50.1

The Impression 50.1 is the largest yacht in the family, and can either be a charter powerhouse berthing up to 12 people, or a cruising dream with a luscious en-suite owners cabin.

- Spacious and comfortable cockpit optimised for both movement and comfort, with U-shaped seating for larger groups.
- Large garage for a liferaft, tender or other equipment.
- Large interior volume bathed in light.
- U-shaped seating in saloon with additional folding chairs.
- Inverted galley forward layout: U-shaped galley with stove extractor hood, coffee machine, microwave option and more.
- Fixed navigation table.





Impression 43

The newest addition to the Impression Line, the Impression 43 is synonymous with great, worry free and relaxing time on the water. It is a product of handcrafted artisan woodwork, highest nautical GRP composite technology and world-class ergonomic, aesthetic and naval design.

- Modern hull
- Wide beam
- Twin rudders
- Large volume
- Up to 10 berths
- Three or four cabins
- Flush hatches and portlights
- Self tacking jib
- Side galley with a lot of counter-top space






Impression Line features and options

All Elan Impression yachts come with a rich standard specification and can be endlessly customised by a wide array of optional equipment, ranging from a full teak deck to air conditioning. Get in touch with us for a full list of options!

- The modular split table allows for easy movement through the cockpit even when side wings are open.
- The table wings have three distinct positions and can convert the cockpit bench into a sunbed.
- Aft storage boxes can be upgraded to hold a grill and a refrigerator.
- Small or large bathing platform option.
- Twin helm with composite steering wheels is standard on all yachts.
- Steering pedestals with grabrails are compatible with 9 inch electronics.
- Synthetic teak in standard.
- High-end sailing hardware including Harken, Selden in standard specification.





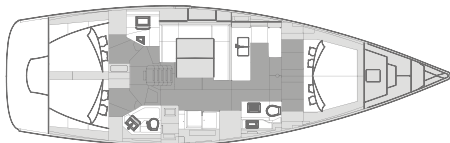
Impression Line features and options

Interior furniture and surfaces are made of Rustic Oak (Impression 43) and Iroko (Impression 50) veneer and solid wood, both tested for durability and low maintenance. Combined with abundance of natural light and a smart layout design, the Impression interior will delight both owners and guests.

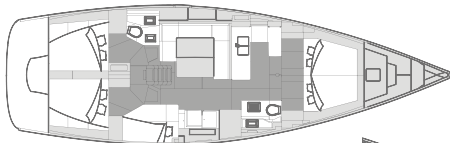
- Comfortable en-suite owners cabin.
- Ambient lighting option.
- Large, front-loading refrigerator for easy access.
- DAME design award winning modern aluminium digital control panel with analogue overrides.
- High-end marine hardware including Harken, Selden in standard specification.
- Saloon berth and bunk-bed option.
- Oceanvolt electric propulsion and generation option on all models.



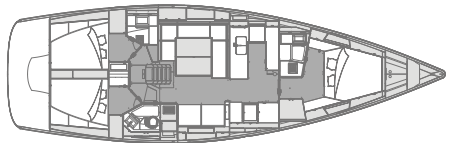
IMPRESSION 50.1



Option 1 - 4 cabins, 3 heads

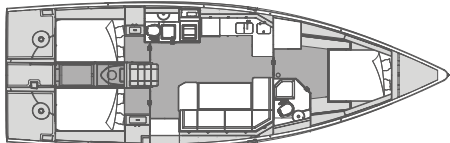


Option 2 - 5 cabins, 2 heads

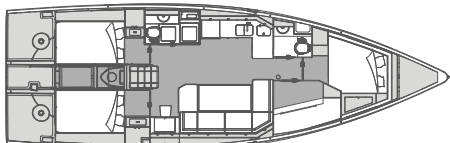


Option 3 - 3 cabins, 3 heads

IMPRESSION 43



Option 1 - 3 cabins, 2 heads



Option 2 - 4 cabins, 2 head

	IMPRESSION 50.1	IMPRESSION 43
OVERALL LENGTH (with bowsprit)	15.18 m 49' 10"	13.32 m 43' 8" (13.60 m 44' 7")
HULL LENGTH	14.83 m 48 '8"	12.82 m 42'
LENGTH AT WATERLINE	13.76 m 45 '2"	12.20 m 40'
BEAM	4.68 m 15 '4"	4.25 m 13' 11"
DRAFT (standard) DRAFT (option)	2.23 m 7 '4" 1.84 m 6 '1"	1.95 m 6' 5" 1.70 m 5' 7"
AIR DRAFT (including antenna)	22.90 m 75 '2"	19.90 m 65' 3"
STANDARD DISPLACEMENT	12,660 kg 27,910 lbs.	11,100 kg 24,471 lbs
BALLAST BALLAST (option)	4,500 kg 9,921 lbs. 4,800 kg 10,582 lbs.	3,541 kg 7,807 lbs 3,686 kg 8,126 lbs
ENGINE (standard) ENGINE (option)	Yanmar 4JH80 / 80 HP	Yanmar 4JH45 / 45 HP Yanmar 4JH57 / 57 HP Yanmar 4JH80 / 80 HP Oceanvolt electric - TBQ
OCEANVOLT (option)	15 kW Twin Oceanvolt electric	
FUEL CAPACITY	255 L / 67 US gal	287 L 75.8 US gal
WATER CAPACITY (standard) WATER CAPACITY (option)	605 L / 160 US gal	270 L 71.3 US gal 470 L 124 US gal
MAINSAIL MAINSAIL FURLING (option)	57.96 m² / 623.9 sq ft 55.94 m² / 602.2 sq ft	46.68 m² 502.5 sq ft 42.10 m² 453.2 sq ft
SELF TACKING JIB (standard)	-	34.1 m² 367 sq ft
GENOA	50.65 m² / 545.2 sq ft	41.30 m² 444.5 sq ft
GENNAKER	173 m² / 1862.1 sq ft	118 m² 1,27 sq ft
I	19.00 m / 62 '4"	16.30 m 53' 6"
J	5.61 m / 18' 5"	4.82 m 15' 9"
P	17.90 m / 58' 9"	15.20 m 49' 10"
E	6.25 m / 20' 6"	5.43 m 17' 10"
DESIGN	Humphreys Yachts Design & Elan Design Team	Humphreys Yachts Design, Pininfarina & Elan Design Team

elan™

uncompromising **since 1949**

Elan, d.o.o. - Marine Division
Begunje 1, 4275 Begunje na Gorenjskem, Slovenia
+386 4 53 51 109 | sail@elan.si
www.elan-yachts.com



April 2023

All specifications are subject to change without notice.